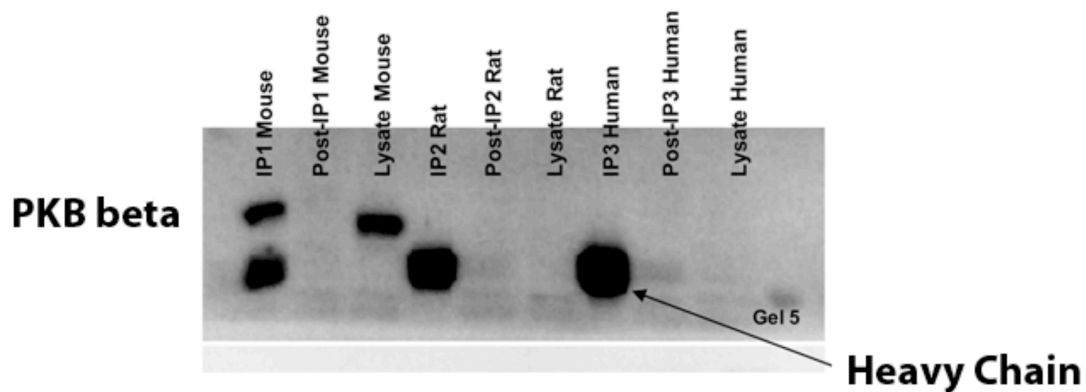


Antibody Datasheet

Product description:-	Anti-PKB beta (455 – 469)
Antigen:-	RYDSLDPLELDQRTH [residues 455 - 469 of mouse]
Sheep Number:-	S069C
Formulation:-	Phosphate Buffered Saline
Storage temperature:-	-20 °C
Purification Method:-	Affinity purified against peptide

Immunoblotting:-

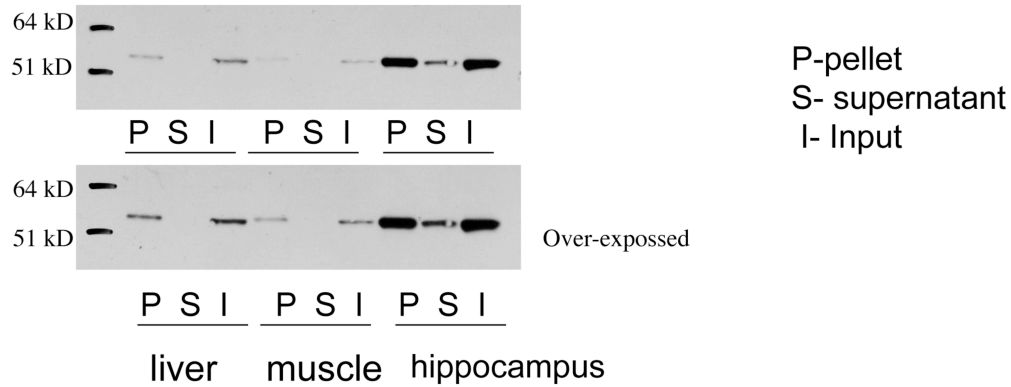
Can detect mouse PKB beta, but not rat or human PKB beta.




PKBbeta immunoprecipitation from mouse, rat and human lysates using anti-Akt2 (cell signalling 3063). The resulting immunoprecipitates were then blotted with anti-PKB beta (455-469) at 1 ug/ml.

Immunoprecipitation

Use in combination with PKB alpha S742B and PKB gamma S697B to immunoprecipitate PKB isoforms



Mixture of 2 ug each of the three anti-PKB (alpha, beta and gamma) antibodies can immunoprecipitate all of the PKB from 0.2 mg of liver or muscle lysate, but maybe less complete from hippocampus.



A ratio of 1:1:3 ug mixture of each of the three PKB antibodies (alpha, beta and gamma respectively) will immunoprecipitate all of the PKB protein from 0.2 mg of hippocampus.